

**GOVERNMENT OF TELANGANA  
MUNICIPAL ADMINISTRATION DEPARTMENT**

O/o Commissioner and Director of  
Municipal Administration, T.S.,  
Hyderabad.

**CIRCULAR**

**Roc.No. E- 368333/2023/H1,**

**Dt. 25/09/2023**

**Sub:** Mpl Admn Department – Swachh Bharat Diwas (SBD)- Organize the annual  
- Swachhata Hi Seva (SHS)-2023 celebrations on SHS, Indian Swachhata  
League 2.0 and SafaiMitra Suraksha Shivir – Activities to be taken up during  
SHS 2023 - Certain Instructions issued - Reg.

**Ref:-** 1. D.O.Lr.No. 2/8/2019-SBM IV, Dt: 05-09-2023 of Joint Secretary & Mission  
Director, SBM – Urban, MoHUA, Gol, New Delhi along with Ir No. S-  
13015/62/2023-SBM-VI-DDWS, Dt: 04-09-2023 jointly issued by Secretary,  
MoHUA and Secretary, DDWS, Gol.  
2. This office Cir. Roc.No. E-368333/2023/H, Dt: 11/09/2023 addressed to  
all MCs.

\*\*\*\*\*

The attention of all the MCs (including GHMC) are invited to the subject  
and refs. cited.

2. In the ref. 1<sup>st</sup> cited, the MoHUA has informed that the annual Swachhata  
Hi Seva (SHS)-2023 is being organized in between 15<sup>th</sup> September 2023 to 2<sup>nd</sup>  
October 2023 as a prelude to the Swachh Bharat Diwas on 2<sup>nd</sup> Oct 2023 and also  
informed that the current theme of the SHS is **“Garbage Free India” and the  
following activities** to be conducted at the State and ULB level under  
Swachhata Pakhwada fortnight launched on 15<sup>th</sup> Sep 2023:-

- A) Swachhata Hi Seva-Fortnight long cleanliness drive
- B) Indian Swachhata League 2.0
- C) Safai Mitra SurekshaShivir

3. Accordingly, vide this office cir. ref.2<sup>nd</sup> cited, instruction were already  
issued to all MCs to take up activities under each category and ensure large scale  
mobilization of youth and participate in Swachhata Hi Seva (SHS)-2023 as a part  
of Swachh Bharat Diwas (SBD)- 2023 and follow the Schedule of Activities as  
indicated.

4. In this regard, it is to inform that the following activities are proposed to be  
taken up during Swachhata Hi Seva as detailed below:-

S.No	Activity to be undertaken	Scheduled Date
1	Launch of Waste to Wonder Competition	20 <sup>th</sup> Sept, 2023
2	Handover of Bartan Bank material to SHG women	21 <sup>st</sup> Sept, 2023
3	Observe every Sunday i.e., 24 <sup>th</sup> Sept and 1 <sup>st</sup> Oct, 2023 as <b>Swachhata Sunday</b> (Activities of conversion of GVPs and mass cleaning of wards) and conduct Special ward level	24 <sup>th</sup> Sept and 01 <sup>st</sup> Oct 2023

	Pattana Pragathi meetings	
<b>4</b>	Conduct Swachhata Pledge and 30 mins session on sanitation in schools by Sanitation workers.	25 <sup>th</sup> -30 <sup>th</sup> Sept 2023
<b>5</b>	Conduct Competitions such as drawing, waste to wonder, essay writing; Shramadhan for Swachh Badi involving SMC, teachers and Staff & children; quiz competition and games on sanitation. (Game modules are enclosed)	
<b>6</b>	Conduct Cultural events focusing on journey of Sanitation (Flash mobs, Street plays, Skits, Rangoli etc.,)	
<b>7</b>	Visit of School children to Processing facilities (FSTP, Community level composting, DRCC and Compost unit) and distribution / stapling of process flow charts.	25 <sup>th</sup> -29 <sup>th</sup> Sept 2023
<b>8</b>	Coordinate with DMHOs and conduct Health campaign for Safaimitras across ULBs and distribute <b>OP books (Model OP book will be circulated)</b> .	25 <sup>th</sup> -27 <sup>th</sup> Sept 2023
<b>9</b>	Conduct Cleanliness Activities at all tourist places, freedom fighter statues, AKAM circles and other prominent locations with high footfall on the eve of world Tourism Day	27 <sup>th</sup> Sep, 2023
<b>10</b>	Ensure banners placed at all hotels mentioning the “take as much food as want” and conduct zero food waste day on the eve of World Food Day( <b>Indicative banners are enclosed</b> )	29 <sup>th</sup> Sept 2023
<b>11</b>	Engage citizen/ school children to take up the sanitation activity on behalf of safaimitras and get the certificate signed by concerned safaimitra ( <b>Model certificate is enclosed</b> )	01 <sup>st</sup> Oct 2023
<b>12</b>	Linkage of safaimitras with all eligible Govt Programs and schemes	20 <sup>th</sup> to 30 <sup>th</sup> Sept 2023
<b>13</b>	Waste to Wonder Competition among ULBs and award distribution to Best Waste to Wealth Concept	30 <sup>th</sup> Sept 2023
<b>14</b>	Conduct Mass Rallies, formation of human chain on Sanitation and felicitation of safaimitras and distribution of PPE kits to Safaimitras	02 <sup>nd</sup> Oct 2023
<b>15</b>	Launch of SWACHH SWECHA and Trashkon Conference room	02 <sup>nd</sup> Oct 2023

5. Therefore, all the MCs are hereby instructed to take up above activities as per the schedule and ensure large scale mobilization of youth and participate in Swachhata Hi Sewa (SHS)-2023 as a part of Swachh Bharat Diwas (SBD)- 2023.

Encl: schedule of activities.

Pamela Satpathy I A S  
DIRECTOR OF MUNICIPAL  
ADMINISTRATION

To

All the MCs in the state.

Copy to Commissioner, GHMC for information and necessary action.

Copy to the RDMA's of Hyderabad and Warangal Regions for information and

necessary action.

Copy to all the AC LBs for necessary action (except Mulugu District)

Copy to all the Collector and District Magistrates for information and necessary action (except Mulugu District).

Copy submitted to the Special Chief Secretary to Government, MA & UD, Telangana State, Hyderabad for kind information.



Ministry of Housing  
and Urban Affairs  
Government of India



# THREE HABITS Game

## THREE HABITS Game

**Objective of the Game:** This game is designed to educate participants, either individually or in teams, about the importance of proper sanitation and water practices by sorting cards representing different observations into "GOOD," "IN-BETWEEN," and "BAD" categories.

### Materials Needed:

1. Three labeled boxes (GOOD, IN-BETWEEN, BAD) for each team/group.
2. Sets of cards or printouts with various sanitation-related observations.
3. Timer (5 minutes per round).
4. Facilitator or assessor to oversee the game and lead the discussion.

### Methodology:

1. Introduction (10 minutes):
  - Gather all participants and provide a brief introduction to water contamination and sanitation practices.
  - Highlight the significance of making correct choices related to sanitation, especially with examples from their daily lives.
2. Game Setup (5 minutes):
  - Divide participants into two or three teams, depending on the number of participants.
  - Place three labeled boxes (GOOD, IN-BETWEEN, BAD) in front of each team.
  - Distribute cards or printouts with different sanitation-related observations to each team.
3. Game Round (15 minutes):
  - Start the timer for 5 minutes and instruct teams to discuss and sort the cards into the appropriate boxes based on their understanding of good and bad observations.
  - Encourage teams to collaborate and ask questions if they have doubts.
4. Start the Game (15 minutes):
  - Start the game and after the time is up, collect the cards from each team.

- Assess the cards in the GOOD, IN-BETWEEN, and BAD boxes for each team.
- Discuss each team's choices with the participants, asking questions and providing feedback.
- Use this as an opportunity to educate participants on why certain observations are categorized as GOOD, IN-BETWEEN, or BAD.

5. Winner Announcement (5 minutes):

- Announce the winning team based on the most correctly categorized cards.
- Acknowledge their efforts and provide recognition.

6. Conclusion (5 minutes):

- Summarize the key takeaways from the game, emphasizing the importance of making informed decisions about sanitation.
- Reinforce the significance of good sanitation practices at home and school.

**Learnings from the Game :**


By the end of the game, all participants will be educated about good and bad sanitation practices, fostering an understanding of the importance of water and sanitation at home and school.

# GOOD



---

# BAD





---

# IN-BETWEEN























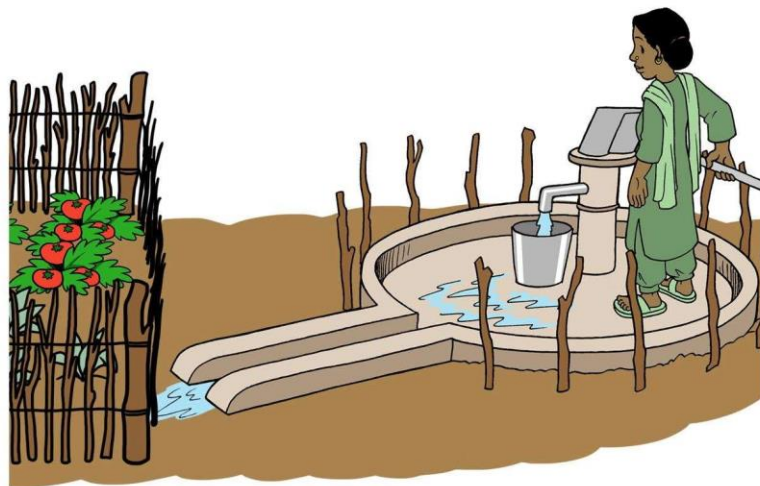














Ministry of Housing  
and Urban Affairs  
Government of India



# INFECTION ROUTE challenge

## INFECTION ROUTE challenge

**Objective of the Game :** This game is designed to educate participants, either individually or in teams, about the transmission routes of waterborne diseases such as diarrhea, emphasizing the importance of sanitation and good hygiene practices.

### **Materials Needed:**

1. Sets of cards or printouts representing different elements of transmission routes.
2. Timer (15 minutes per round).
3. Facilitator or assessor to oversee the game and lead the discussion.

### **Methodology:**

1. Introduction (10 minutes):
  - Gather all participants and provide a brief introduction to water contamination, sanitation-related diseases like diarrhea, and the concept of transmission routes.
  - Highlight the significance of proper hygiene and sanitation practices to prevent the spread of diseases.
2. Game Setup (5 minutes):
  - Divide participants into two teams, ensuring an equal number of members on each team.
  - Provide sets of cards or printouts representing elements of transmission routes to each team.
3. Infection Route Challenge (15 minutes):
  - Instruct each team to arrange the cards or printouts in the correct sequence to depict the transmission route of a waterborne disease (e.g., diarrhea).
  - Each team has 15 minutes to complete the task.
  - Encourage teams to discuss and collaborate to create their sequences.
4. Explanation and Assessment (15 minutes):
  - After the time is up, both teams should submit their sequences.
  - One participant from each team takes turns explaining their team's transmission route.
  - The assessor and the other team can ask questions to clarify and evaluate the explanations.
  - Assess the sequences based on correctness and completeness.
5. Winner Announcement (5 minutes):


- Announce the winning team based on the accuracy and completeness of their transmission route sequence.
- Recognize their efforts and provide a small prize or certificate as a token of appreciation.

#### 6. Conclusion (5 minutes):

- Summarize the key takeaways from the game, emphasizing the importance of understanding transmission routes to prevent waterborne diseases.
- Reinforce the significance of good sanitation practices and proper hygiene.

#### Learnings from the Game:

By the end of the game, all participants will be educated about the transmission routes of waterborne diseases, particularly diarrhea, and will understand the critical role of sanitation and hygiene practices in preventing such diseases.




TR GAME 1



TR GAME 2




TR GAME 3




TR GAME 4




TR GAME 5



TR GAME 6



TR GAME 7



TR GAME 8



TR GAME 9



TR GAME 10



TR GAME 11



TR GAME 12

## DETECTIVE DEEPAK

**Objective of the Game :** The game aims to educate participants, either individually or in teams, about the importance of sanitation and safe water practices through an engaging and informative activity.

### Materials Needed:

1. Printouts of the game
2. Timer for each participant/team (5 minutes per round).
3. A facilitator or assessor to oversee the game and lead the discussion.

### Methodology:

1. Introduction (10 minutes):
  - Gather all participants and provide a brief introduction to the importance of sanitation, safe water, and their impact on health.
  - Share the inspiring story of Detective Deepak, a child who overcame health issues due to poor sanitation practices and become a detective after he grows up.
2. Game Rules (5 minutes):
  - Explain that the game can be played individually or in teams of 2-3 participants.
  - Distribute the printouts of the game with mistakes or bad practices related to sanitation.
  - Clarify that each participant/team has 5 minutes to identify as many mistakes as possible.
3. Game Round (15 minutes):
  - Start the timer and allow participants/teams to analyze the printouts and identify mistakes.
  - Encourage them to work together and discuss their findings.

4. Assessment (10 minutes):

- After each round, collect the printouts from participants/teams.
- Assess the submissions to determine which participant/team identified the most mistakes correctly.

5. Discussion and Education (20 minutes):

- Gather all participants and discuss the mistakes found during the game.
- Use this as an opportunity to educate participants on the importance of sanitation and safe water practices.
- Share tips and guidelines for maintaining clean surroundings and using toilets properly.
- Encourage open discussion and questions from participants.

6. Winner Announcement (5 minutes):


- Announce the winning participant/team who identified the most mistakes correctly.
- Recognize their efforts and provide a small prize or certificate as a token of appreciation.

7. Conclusion (5 minutes):

- Summarize the key takeaways from the game.
- Emphasize the importance of applying good sanitation practices in daily life.

**Learnings from the Game :**

By the end of the game, all participants will be educated about good and bad sanitation practices, understanding the importance of safe water and sanitation at school and home.





Ministry of Housing  
and Urban Affairs  
Government of India



## QUIZ or DRAWING ON SANITATION

**Objective of the Game:** This game aims to educate participants, either individually or in teams, about the importance of sanitation and water practices through a creative drawing activity or a quiz, emphasizing the significance of waste reduction. The rules of the game shall be to make use of the words given by the assessor and play the quiz (for drawing competition– make use of the different words and develop a drawing which should have a theme.)

### Materials Needed:

1. Printouts of the quiz questions or drawing materials (paper, crayons, etc.).
2. Timer (for the quiz if applicable).
3. Chocolates or waste materials (for the introductory activity).
4. Facilitator or assessor to oversee the game and lead the discussion.

### Methodology:

1. Introduction (15 minutes):
  - Gather all participants and provide a brief introduction to water contamination and sanitation practices.
  - Highlight the importance of good practices such as regular bathing, brushing, and cleaning.
  - Conduct the introductory activity with chocolates to demonstrate the importance of waste reduction.
2. Game Setup (5 minutes):
  - Divide participants into individual players or teams of 2-3, depending on the number of participants.
  - Provide printouts of quiz questions or drawing materials as per their chosen game format.
3. Quiz/Drawing Competition (Quiz- 20 points: Drawing 1 hour):

- For participants opting for the Quiz competition, ask basic questions on water and sanitation (example 20 points)
- For participants opting for the drawing competition, set a time frame for the drawing activity (e.g., 30-60 minutes).
- Participants will create drawings related to sanitation and waste reduction.
- The assessor will evaluate the drawings based on effort and creativity to announce the winner.

#### 4. Quiz Competition (15 minutes):

- For participants choosing the quiz competition, each participant/team will have 30 seconds to answer each question.
- Questions can be related to sanitation practices, water conservation, and waste management.
- Keep score for each team's correct answers to determine the winner (e.g., a 10-point game).

#### 5. Assessment and Discussion (15 minutes):

- After the drawing or quiz competitions, collect the drawings/quiz answer sheets.
- Assess the submissions and announce the winners for each category.
- Use this opportunity to discuss the importance of sanitation, safe water, and waste reduction with all participants.
- Encourage questions and engage in a meaningful dialogue with the participants.

#### 6. Conclusion (5 minutes):

- Summarize the key takeaways from the game.
- Emphasize the significance of good sanitation practices

### **Learnings from the Game :**

By the end of the game, all participants will be educated about good and bad sanitation practices, understand the importance of safe water and sanitation at home and school, and recognize the significance of waste reduction and responsible resource use.

<b>Treatment</b>	<b>Phenyl</b>	<b>Drink</b>
<b>Sanitizer</b>	<b>Filter</b>	<b>River</b>
<b>Latrine</b>	<b>Soap</b>	<b>Hand washing</b>
<b>Garbage</b>	<b>Bucket</b>	<b>Animal dung</b>
<b>Food waste</b>	<b>Comb</b>	<b>Bath</b>
<b>Brush</b>	<b>Towel</b>	<b>Sanitary pad</b>
<b>Diaper</b>	<b>Tooth paste</b>	<b>Dustbin</b>



# Swachhata Hi Seva

15 September - 2 October 2023

Garbage Free India



## WASTE TO WONDER COMPETITION



**FOLLOW THE 3- R RULES**

**LAST DATE FOR SUBMISSION  
OF ENTRIES : 27<sup>TH</sup> SEP 2023**

\_\_\_\_\_ **ULB**

\_\_\_\_\_ **DISTRICT**

ULB logo



**YOUTH VS GARBAGE**  
JOIN THE FIGHT FOR GARBAGE FREE INDIA

**Commissioner & Directorate of Municipal Administration**

**Government of Telangana**



Ministry of Housing  
and Urban Affairs  
Government of India



# | SWACHHATA SUNDAY |

24<sup>th</sup> Sep and 1<sup>st</sup> Oct 2023

Name of the ULB

ULB Code :

Event Location :



YOUTH VS GARBAGE

స్వచ్ఛ తెలంగాణ!! బంగారు తెలంగాణ!!

TEAM NAME OF THE ULB

#SwachhataHiSeva #IndianSwachhataLeague #SwachhataPakhwada #YouthVsGarbage #SHS2023 #GarbageFreeIndia @cdmatelangana @MoHUA\_India @SwachhBharatGov



Ministry of Housing  
and Urban Affairs  
Government of India



**| WORLD AWARENESS DAY ON FOOD WASTE |**

**29<sup>th</sup> Sep**

**Name of the ULB**

**ULB Code :**



**Event Location :**

**"Each time you waste food, recall a face  
that may sleep hungry tonight"**



**YOUTH VS GARBAGE**

**స్వచ్ఛ తెలంగాణ!! బంగారు తెలంగాణ!!**

**TEAM NAME OF THE ULB**

#SwachhataHiSeva #IndianSwachhataLeague #SwachhataPakhwada #YouthVsGarbage #SHS2023 #GarbageFreeIndia @cdmatelangana @MoHUA\_India @SwachhBharatGov



**Swachhata  
Hi Seva**

15 September - 2 October 2023  
Garbage Free India



Ministry of Housing  
and Urban Affairs  
Government of India

**WORLD  
TOURISM  
DAY 2023**

| **WORLD TOURISM DAY** |

27<sup>th</sup> Sep 2023

**Name of the ULB**

**ULB Code :**

**TOURISM & GREEN  
INVESTMENTS**

**Event Location:**

**YOUTH VS GARBAGE**

**స్వచ్ఛ తెలంగాణ!! బంగారు తెలంగాణ!!**

**TEAM NAME OF THE ULB**

#SwachhataHiSeva #IndianSwachhataLeague #SwachhataPakhwada #YouthVsGarbage #SHS2023 #GarbageFreeIndia

@cdmatelangana @MoHUA\_India @SwachhBharatGov



Ministry of Housing  
and Urban Affairs  
Government of India



# Swachhata Hi Seva

15 September - 2 October 2023



స్వచ్ఛ తెలంగాణ!! బంగారు తెలంగాణ!!

**TEAM NAME OF THE ULB**

#SwachhataHiSeva #IndianSwachhataLeague #SwachhataPakhwada #YouthVsGarbage #SHS2023 #GarbageFreeIndia @cdmatelangana @MoHUA\_India @SwachhBharatGov

## స్వచ్ఛ ప్రతిజ్ఞ

నేను, నా కుటుంబం, నా ఇల్లు, నా పట్టణం మరియు నా కార్యాలయం/పని ప్రదేశంలో పరిశుభ్రత కోసం కృషి చేస్తాను.. నా ఇంటి నుండి వచ్చే తడి,పొడి చెత్తను ఇంటి వద్దనే వేరు,వేరుగా చేసి చెత్త బండి పారిశుధ్య కార్మికులకు అందిస్తాను. చెత్తను బయట పారేయకుండా, పరిసరాలను పరిశుభ్రంగా ఉంచడం ద్వారా పారిశుధ్య వృత్తికి న్యాయం మరియు గౌరవం దక్కేలా చూస్తాను. సాధ్యమైనంత వరకు నేను ప్లాస్టిక్ వాడ కానీ తగ్గిస్తాను.నేను ఆహారాన్ని వృధా చేయను.

నేను నా కుటుంబ సభ్యులందరూ ఎల్లప్పుడూ మల,మూత్ర విసర్జన కోసం మరుగుదొడ్డినే ఉపయోగిస్తాం. ఇతరులు కూడా మరుగు దొడ్డినే ఉపయోగించేలా ప్రోత్సహిస్తాను. పట్టణాలను ఓడిఎఫ్ ప్లాన్ -ప్లాన్(సంపూర్ణ స్వచ్ఛపట్టణాలు)గా మార్చడానికి నా వంతుగా కృషి చేస్తాను. అలాగే రాష్ట్రాన్ని స్వచ్ఛ తెలంగాణగా, దేశాన్ని స్వచ్ఛ భారత్ గా తీర్చిదిద్దడానికి కృషి చేస్తానని ప్రతిజ్ఞ చేస్తున్నాను



## స్వచ్ఛతా హి సేవ- 2023 ప్రశంసా పత్రం



శ్రీ/శ్రీమతి \_\_\_\_\_

గారికి సఫాయీమిత్ర తరపున పారిశుధ్య కార్యకలాపాన్ని చెప్పట్టినందుకు  
అభినందిస్తూ ప్రశంసా పత్రం అందించడమైనది.



తేది: \_\_\_\_Oct, 2023

అదనపు కలెక్టర్ ఎల్.బి

కమీషనర్

సఫాయీమిత్ర  
(\_\_\_\_\_)